



Birth of Jesus

A Study of the Events Surrounding the Nativity of Jesus.

Teaching Beginner Books

Daily Schedule

Day 1: Lesson page 1

Day 2: Lesson page 2

Weekly Schedule

Review (5 -10 minutes)

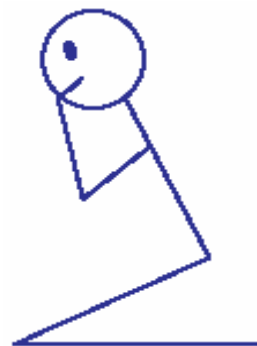
Lesson Pages 1 and 2 (35-40 minutes)

Before Class

Lesson Preparation: Nothing can replace the time a teacher spends in prayer with our Master Teacher, the Lord God Almighty. We also recommend you read the Scriptures and lesson notes before class.

Supplies needed for teaching:

- Bible
- Dry erase board or chalk board
- Dry erase markers or chalk
- Colored pencils
- Lesson pages for each student
- Bible Dictionary




Teaching the Lessons

Teacher Notes

Teacher Notes: The teacher notes are in green. They explain the important information that will need to be covered in the timeline and each section of the lessons. These notes will also be helpful for substitute teachers and can even be read to the students if desired.

Bible Dictionary: We have provided a few words we recommend you look up in a Bible dictionary. These words will help when teaching the lesson and answering questions from your students.



Lesson Pages

Stick Figuring: As or after the Scripture is read, the teacher will stick figure that portion of Scripture onto the board. While students are drawing, teachers can discuss that part of the lesson. Students can either draw what the teacher has drawn or draw their own interpretations of the Scripture. We encourage the use of colors and creativity. We have found that the more the students draw, the more they remember. Some older students may opt to take notes in this section.


Review Questions and Answers: This section gives teachers the questions and answers for the lesson review. These questions cover the who, what, when, where, why, and how of the lesson. We encourage teachers to add their own questions as time allows.

Application: At Grapevine Studies, we believe that teachers determine how to apply each lesson. We encourage our teachers to spend time in prayer to determine what emphasis to put on that lesson. We have found this gives our teachers great freedom and is very effective. Notice that the last question is the application question for the lesson. The answer to this question will depend upon what the Lord has led you to emphasize in the lesson.


Grapevine Studies
Birth of Jesus Teacher
Lesson 2

Joseph
Memory Verse: Matthew 1:24

Joseph Heard the News
Read aloud: Matthew 1:18
Discuss: Joseph Heard the News: Before Joseph and Mary were married, Joseph heard that Mary was pregnant.
Draw and have students draw: A man telling Joseph the news.



Joseph's Choice
Read aloud: Matthew 1:19
Discuss: Joseph's Choice: Thinking Mary had been unfaithful, Joseph planned to divorce her quietly.
Draw and have students draw: An Joseph thinking about his choices.



Look up the following words in a Bible Dictionary:
Just (Matthew 1:19)
Immanuel (Matthew 1:23)

Lesson Review:
1. Describe Joseph, Just and kind.
2. How did Joseph respond to the news? He was going to divorce her quietly.
3. What did the angel tell Joseph? He was to take Mary as wife and name the baby Jesus.
4. How did Joseph respond to the news from the angel? He took Mary as his wife.
5. What did you learn about Joseph? He was just and the husband of Mary.
Memory Verse: Matthew 1:24

©2015 Grapevine Studies 3

Final Review

Grapevine Studies
Birth of Jesus Teacher
Final Review

Final Review

1. Where did Mary live? Nazareth.
2. Who appeared to Mary? The angel Gabriel.
3. What message did Gabriel give to Mary? She would be the mother of Jesus.
4. What did Mary do when she heard the news? She sang a song to God.
5. What did you learn about Mary? God chose Mary to be the mother of Jesus and sent an angel to tell her.
6. Recite Luke 1:31.
7. Describe Joseph, Just and kind.
8. How did Joseph respond to the news? He was going to divorce her quietly.
9. What did the angel tell Joseph? He was to take Mary as wife and name the baby Jesus.
10. How did Joseph respond to the news from the angel? He took Mary as his wife.
11. What did you learn about Joseph? He was just and the husband of Mary.
12. Recite Matthew 1:24.
13. What did Caesar decree? Each man had to register in his hometown.
14. Why did Joseph and Mary go to Bethlehem? To obey the decree, register and pay taxes.
15. What happened when Mary and Joseph were in Bethlehem? Jesus was born!
16. Where did they lay Jesus? In a manger.
17. What did you learn about the birth of Jesus? Jesus was born in Bethlehem.
18. Recite Luke 2:2.
19. Who were the first people to be told about the birth of Jesus? Shepherds.
20. How were the shepherds told the news about Jesus? Angels told them and sang.
21. What did the shepherds do when they heard the news about Jesus? They went to see Jesus and worshiped him.

©2015 Grapevine Studies 15

Questions: This review is designed to ensure that your students have mastered the information covered in each lesson. The questions should be familiar to them and will include their memory verses for the study. This is a unique way for you to show your students how much they have learned.

Mary



Memory Verse: Luke 1:31

Mary

Read aloud: Luke 1:26-27

Discuss Mary: Mary was a young Jewish woman who lived in Nazareth and was engaged to a man named Joseph.

Draw and have students draw: Mary.



Mary and the Angel

Read aloud: Luke 1:28-31

Discuss Mary and the Angel: The angel Gabriel appeared to Mary to tell her that she would be the mother of the Messiah and His name would be Jesus. (Teachers: You may need to explain the term Messiah to your students.)

Draw and have students draw: The angel Gabriel and Mary.

Look up the following words
in a Bible Dictionary:

Betrothed (Luke 1:27)

Favor (Luke 1:30)

Lesson Review:

1. Where did Mary live? Nazareth.
2. Who appeared to Mary? The angel, Gabriel.
3. What message did Gabriel give to Mary? She would be the mother of Jesus.
4. What did Mary do when she heard the news? She sang a song to God.
5. What did you learn about Mary? God chose Mary to be the mother of Jesus and sent an angel to tell her.



Memory Verse: Luke 1:31

Mary's Response

Read aloud: [Luke 1:38](#)

Discuss Mary's Response: [Mary accepted and believed the news from Gabriel.](#)

Draw and have students draw: [Mary kneeling.](#)






Mary's Song

Read aloud: [Luke 1:46-56](#)



Discuss Mary's Song: [After Mary heard the news from Gabriel she sang a beautiful worship song to the Lord.](#) (Note: For younger children you may want to shorten how many verses you read of this song.)

Draw and have students draw: [Mary singing a song.](#)

Completed Student Page 1

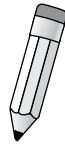
<small>Grapevine Studies Birth of Jesus</small>	<small>Student Mary</small>
Mary 	
Luke 1:26-27  Mary	
Luke 1:28-31  Mary and the Angel	
<small>*2010 by Grapevine Studies</small>	<small>2</small>

Completed Student Page 2


<small>Grapevine Studies The Resurrection</small>	<small>Student Mary</small>
Luke 1:38  Mary's Response	
Luke 1:46-56  Mary's Song	
Lesson Review <ol style="list-style-type: none">1. Where did Mary live?2. Who appeared to Mary?3. What message did Gabriel give to Mary?4. What did Mary do when she heard the news?5. What did you learn about Mary?	
Memory Verse: Luke 1:31	
<small>*2010 by Grapevine Studies</small>	<small>3</small>

Traceable Sample Pages

Mary




Luke 1:26-27




Mary

Luke 1:28-31




Mary and the Angel

Luke 1:38



Mary's Response

Luke 1:46-56



Mary's Song

Lesson Review

1. Where did Mary live?
2. Who appeared to Mary?
3. What message did Gabriel give to Mary?
4. What did Mary do when she heard the news?
5. What did you learn about Mary?

Memory Verse: Luke 1:31

Student Sample Pages

Mary

Luke 1:26-27

Mary

Luke 1:28-31

Mary and the Angel

Luke 1:38

Mary's Response

Luke 1:46-56

Mary's Song

Lesson Review


1. Where did Mary live?
2. Who appeared to Mary?
3. What message did Gabriel give to Mary?
4. What did Mary do when she heard the news?
5. What did you learn about Mary?

Memory Verse: Luke 1:31

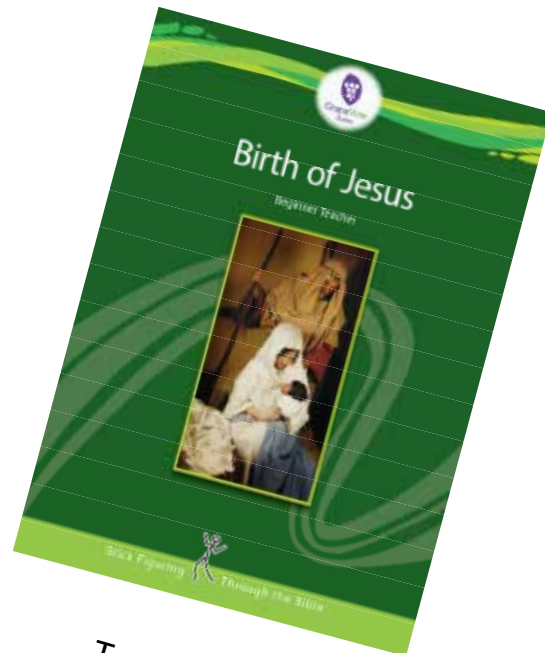


We hope you have enjoyed your lesson!

Continue your study of the Birth of Jesus!



Student



Teacher

Order Today!

Available at your local bookstore or online at
www.GrapevineStudies.com

